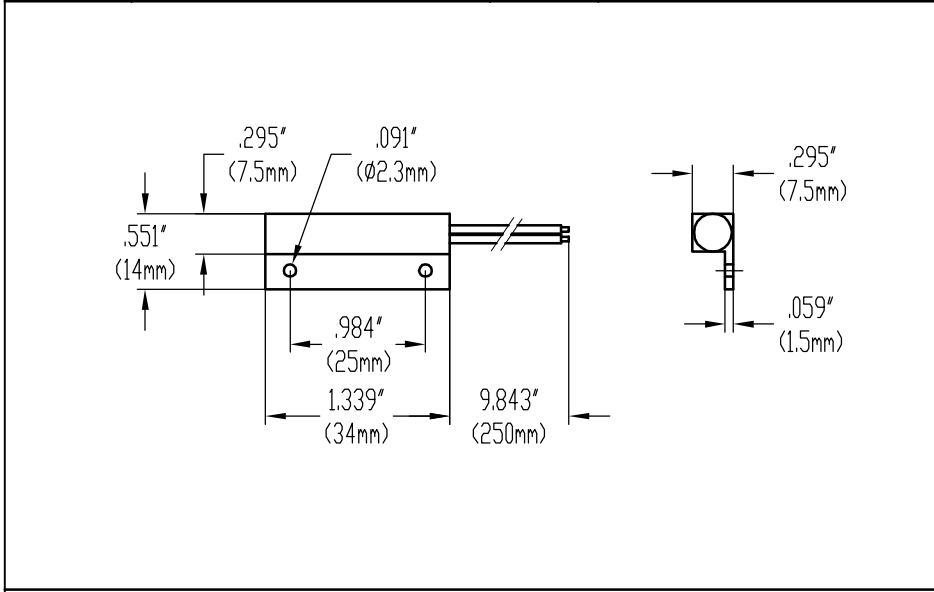
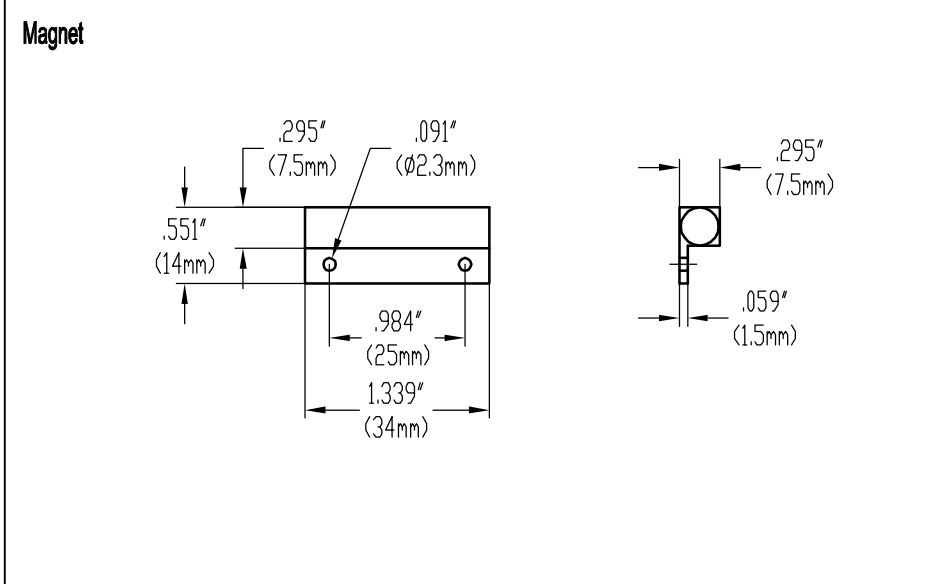
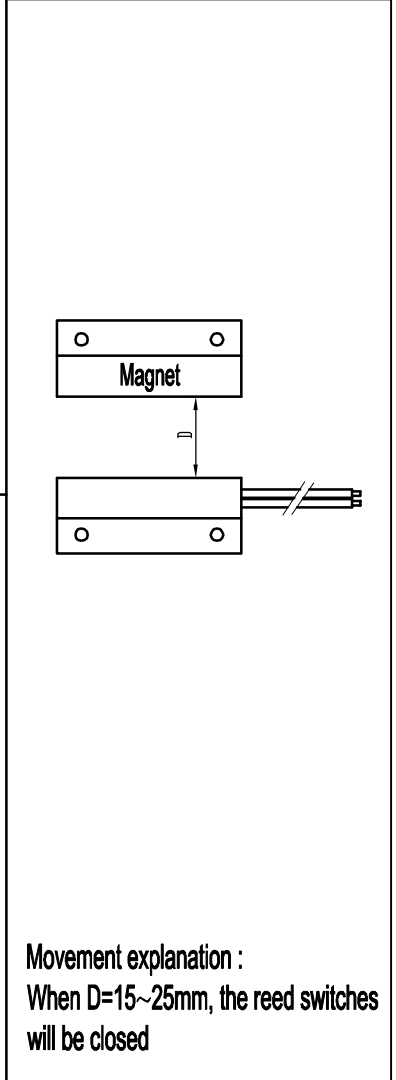


Specification

Customer	Name Proximity switch	Type	MR-5C-37
-----------------	------------------------------	-------------	----------



Movement explanation



Movement explanation :
When D=15~25mm, the reed switches will be closed

Material Specification			Electrical Specification			Physics Specification		
Part name	Specification	Quantity	1.contact form	NC	1.min resistance to vibration value	(11-1000HZ)		
1.Magnet	—	Optional	2.contact rating	10W	2.applicable temperature	-10 ~ +85°c		
2.float body	ABS white	1PC	3.max switching current	DC100/AC100				
3.magnet shell	ABS white	1PC	4.breakdown voltage	150min				
4.o-ring	—	—	5.max switching voltage	DC0.5				
5.e-ring	—	—	6.max carry current	1.0A				
6.wire	UL 1007 22#	250mm	7.contact resistance	100max				
7.filling	epoxy glue	—	8.insulation resis tance	10 ⁴ min				
8.terminal	—	—	9.get an electric shock life	10 ⁷				
9.housing	—	—	designed by:	checked by:	drawing by:	drawing date:	scale:	
10.reed switch	324	1PC						

Ningbo Holleywin Export&Import Trade Co., LTD.

filename: _____

drawing no. _____ edition: _____ sheet: 1