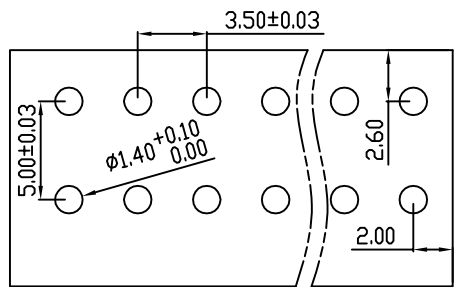
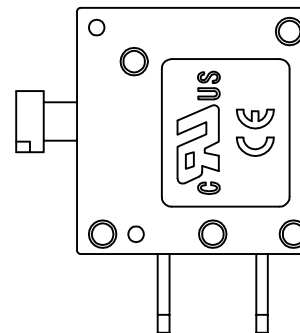
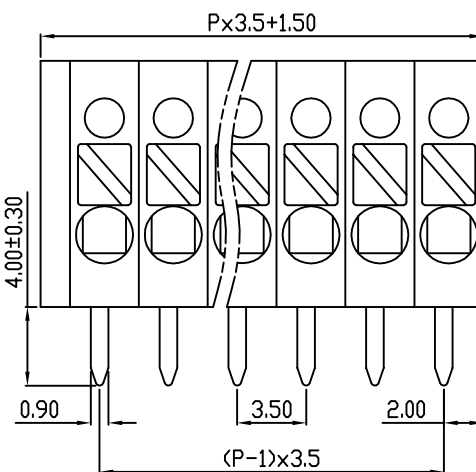
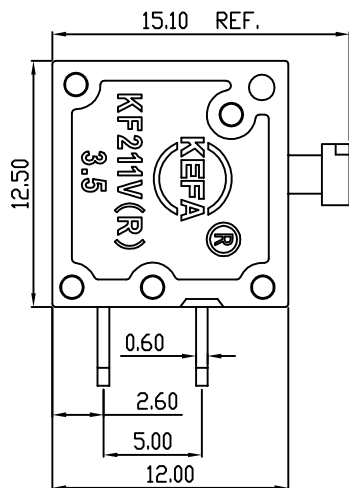
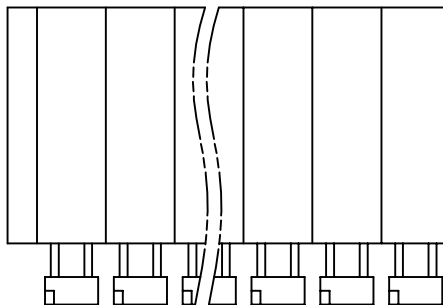


linear dimension(Tolerances Standard GB/T 14486-2008)								—		
variable range	to 6	over 6 to 10	over 10 to 30	over 30 to 60	over 60 to 100	over 100 to 160	over 160 to	to 10	over 10 to 100	over 100 to
tolerance	±0.20	±0.30	±0.50	±0.70	±1.00	±1.30	±1.60	0.10	0.30	0.60



PCB Layout



REVISION RECORD				
REV.	DESCRIPTION	ECN No.	APPROVED	DATE
A	新发行		CLF	21.10.19

UL/CUL 技术参数			
UL/CUL Technical Data			
等级	Use Group	B	C D
额定电压	Rated Voltage [V]	300	- 300
额定电流	Rated Current [A]	10	- 10
接线范围	Wire Range	26-16	
单/多芯线	Solid/Stranded [AWG]	26-16	
耐电压	Withstanding Voltage	1600V/1Min	
IEC 技术参数			
IEC Technical Data			
过电压类别	Overvoltage Category	III	III II
污染等级	Contamination Class	3	2 2
额定电压	Rated Voltage [V]	160	250 320
额定电流	Rated Current [A]	10	10 10
额定冲击电压	Impulse withstand voltagea [KV]	2.5	2.5 2.5
导线截面积	Conductor cross section	1.5	
硬质/柔性导线	Solid/flexible [mm <sup>2</sup> ]	1.5	
材料			
绝缘材料	Insulation Material	PA66	
阻燃等级	Imflammability	UL94V-0	
导体材料	Contactive Material	铜合金 Copper alloy	
导体表面镀层	Contactive Coating	镀锡 Tin Plated	
一般参数			
间距	Pitch [mm]	3.5	
极数	Poles [P]	01~XX	
剥线长度	Stripping Length [mm]	8-9	
螺丝	Screw/扭矩 Torque(Max) [N.m]	-	
工作温度	Operating temperatur [°C]	-40~+105	
引针尺寸	Pin Dimensions [mm]	4.00	
PCB板孔径	PCB Hole Diameter [mm]	1.40	

DES.	SJD	DATE	21.10.19
CHK.	BY	DATE	21.10.19
APP.	CLF	DATE	21.10.19

单位/UNITS	mm	尺寸/SIZE	A4	比例/SCALE	1:1	第三视角/THIRD ANGLE PROJECTION	版本/REV	A
							名称/TITLE	KF211R-3.5



慈溪市科发电子有限公司  
CIXI KEFA ELECTRONIC CO., LTD